


RU **UGBY** **AU**

UNDER 16s to 18s - WEEK 4




**FOCUS
AREA**



WHAT TO DO	
-------------------	--

COACHING TIPS	VARIATIONS
QUESTIONS FOR UNDERSTANDING	FOCUS SKILLS




**FOCUS
AREA**



WHAT TO DO	
-------------------	--

COACHING TIPS	VARIATIONS
QUESTIONS FOR UNDERSTANDING	FOCUS SKILLS




**FOCUS
AREA**



WHAT TO DO	
-------------------	--

COACHING TIPS	VARIATIONS
QUESTIONS FOR UNDERSTANDING	FOCUS SKILLS




**FOCUS
AREA**



WHAT TO DO	
-------------------	--

COACHING TIPS	VARIATIONS
QUESTIONS FOR UNDERSTANDING	FOCUS SKILLS



**FOCUS
AREA**



WHAT TO DO


A diagram illustrating a scrum. It shows a red vertical bar on the left, a green horizontal bar in the center, and a blue oval on the right. A blue arrow points right from the red bar to the green bar, and another blue arrow points left from the blue oval to the green bar. The diagram is set between two horizontal grey bars representing the ground.

COACHING TIPS

VARIATIONS

QUESTIONS FOR UNDERSTANDING

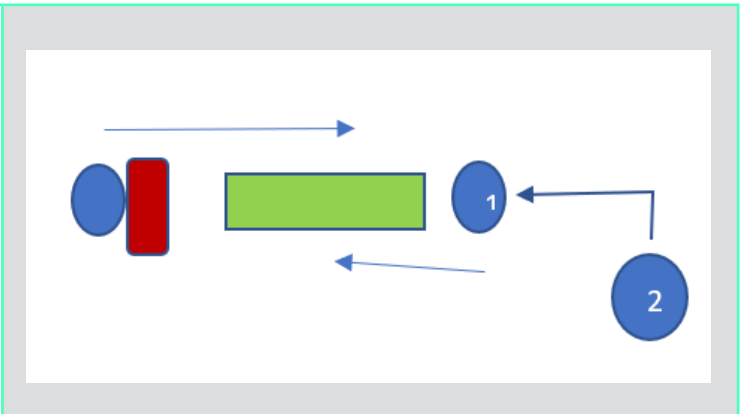
FOCUS SKILLS



**FOCUS
AREA**



WHAT TO DO




COACHING TIPS

VARIATIONS

QUESTIONS FOR UNDERSTANDING

FOCUS SKILLS



**FOCUS
AREA**



WHAT TO DO




COACHING TIPS

VARIATIONS

QUESTIONS FOR UNDERSTANDING

FOCUS SKILLS



**FOCUS
AREA**



WHAT TO DO




COACHING TIPS

VARIATIONS

QUESTIONS FOR UNDERSTANDING

FOCUS SKILLS



**FOCUS
AREA**



WHAT TO DO




COACHING TIPS

VARIATIONS

QUESTIONS FOR UNDERSTANDING

FOCUS SKILLS



**FOCUS
AREA**



WHAT TO DO



COACHING TIPS

VARIATIONS

QUESTIONS FOR UNDERSTANDING

FOCUS SKILLS